

DALMIA INDUSTRIAL DEVELOPMENT LIMITED

33/1, N. S. ROAD, 8th FLOOR, MARSHALL HOUSE, ROOM NO-816, KOLKATA – 700 001
PHONE NO - 033 6900 0955, WEBSITE – www.dalmiaindustry.co.in, Email – dalmiaindustrial@gmail.com
CIN NO – L74140WB1982PLC035394

Ref.

Dated

March 19, 2016

To, Metropolitan Stock Exchange Limited, (Formerly known as MCX Stock Exchange Limited) Exchange Square, Suren Road, Chakala, Andheri (East), Mumbai- 400093	To, Calcutta Stock Exchange Limited, 7, Lyons Range, Kolkata - 700001
--	--

Sub: Revised Shareholding Pattern as per clause 35 of Listing Agreement


Dear Sir/Madam,

Pursuant to Clause 35 of the Listing Agreement, please find enclosed herewith the statement of revised shareholding pattern for the quarter ended June, 2015.

Request you to kindly take this letter on record and acknowledge the receipt.

Thanking You.

For Dalmia Industrial Development Limited


Vikas Choudhary
Managing Director
DIN: 00182941

Introductory sub-table (I)(a)

Name of the Company: DALMIA INDUSTRIAL DEVELOPMENT LTD			
Scrip Code, Name of the scrip, class of security: - , Equity			
Quarter ended: 30/06/2015			
Partly paid-up shares:-	No. of partly paid-up shares	As a % of total no. of partly paid-up shares	As a % of total no. of shares of the company
Held by promoter/promoter group	0		0.0000
Held by public	0		0.0000
Total	0		0.0000
Outstanding convertible securities:-	No. of outstanding securities	As a % of total no. of outstanding convertible securities	As a % of total no. of shares of the company, assuming full conversion of the convertible securities
Held by promoter/promoter group	0		0.0000
Held by public	0		0.0000
Total	0		0.0000
Warrants:-	No. of warrants	As a % of total no. of warrants	As a % of total no. of shares of the company, assuming full conversion of warrants
Held by promoter/promoter group	0		0.0000
Held by public	0		0.0000
Total	0		0.0000
Total paid-up capital of the company, assuming full conversion of warrants and convertible securities			
20247500 Shares of Rs.10/- each			



Name of the Company: DALMIA INDUSTRIAL DEVELOPMENT LTD

Scrip Code, Name of the scrip, class of security: - , Equity

Quarter ended: 30/06/2015

Statement Showing Shareholding Pattern

Category code	Category of Shareholder	Number of Shareholders	Table (I)(a)		Total shareholding as a percentage of total number of shares		Shares Pledged or otherwise encumbered	
			Total number of shares	Number of shares held in dematerialized form	As a percentage of (A+B) ¹	As a percentage of (A+B+C)	Number of shares	As a percentage
(I)	(II)	(III)	(IV)	(V)	(VI)	(VII)	(VIII)	(IX)= (VIII)/(IV)*100
(A)	Shareholding of Promoter and							
1	Indian							
(a)	Individuals/ Hindu Undivided Family	11	185975	185975	0.9185	0.9185		0.0000
(b)	Central Government/ State Government(s)	0	0	0	0.0000	0.0000		
(c)	Bodies Corporate	0	0	0	0.0000	0.0000		
(d)	Financial Institutions/ Banks	0	0	0	0.0000	0.0000		
(e)	Any Others(Specify)	0	0	0	0.0000	0.0000		
(e-i)					0.0000	0.0000		
(e-ii)					0.0000	0.0000		
	Sub Total(A)(1)	11	185975	185975	0.9185	0.9185	0	0.0000
2	Foreign							
a	Individuals (Non-Residents Individuals/ Foreign Individuals)	0	0	0	0.0000	0.0000		
b	Bodies Corporate	0	0	0	0.0000	0.0000		
c	Institutions	0	0	0	0.0000	0.0000		
d	Qualified Foreign Investor	0	0	0	0.0000	0.0000		
e	Any Others(Specify)	0	0	0	0.0000	0.0000		
e-i					0.0000	0.0000		
e-ii								
	Sub Total(A)(2)	0	0	0	0.0000	0.0000	0	
	Total Shareholding of Promoter and	11	185975	185975	0.9185	0.9185	0	0.0000
(B)	Public shareholding							
(1)	Institutions							
(a)	Mutual Funds/ UTI	0	0	0	0.0000	0.0000		
(b)	Financial Institutions / Banks	0	0	0	0.0000	0.0000		
(c)	Central Government/ State Government(s)	0	0	0	0.0000	0.0000		
(d)	Venture Capital Funds	0	0	0	0.0000	0.0000		
(e)	Insurance Companies	0	0	0	0.0000	0.0000		
(f)	Foreign Institutional Investors	0	0	0	0.0000	0.0000		
(g)	Foreign Venture Capital Investors	0	0	0	0.0000	0.0000		
(h)	Qualified Foreign Investor	0	0	0	0.0000	0.0000		

Utkesh Choudhary


(i)	Any Other (specify)	0	0	0	0.0000	0.0000		
(i-ii)					0.0000	0.0000		
(i-ii)								
	Sub-Total (B)(1)	0	0	0	0.0000	0.0000		
(B) (2)	Non-institutions							
(a)	Bodies Corporate	38	16631470	16630895	82.1409	82.1409		
(b)	Individuals				0.0000	0.0000		
I	Individual shareholders holding nominal share capital up to Rs 1 lakh	466	55055	11845	0.2719	0.2719		
II	Individual shareholders holding nominal share capital in excess of Rs. 1 lakh.	37	3375000	3375000	16.6687	16.6687		
(c)	Qualified Foreign Investor	0	0	0	0.0000	0.0000		
(d)	Any Other (specify)				0.0000	0.0000		
(d-i)					0.0000	0.0000		
(d-ii)					0.0000	0.0000		
	Sub-Total (B)(2)	541	20061525	20017740	99.0815	99.0815		
(B)	Total Public Shareholding (B)= (B)(1)+(B)(2)	541	20061525	20017740	99.0815	99.0815		
	TOTAL (A)+(B)	552	20247500	20203715	100.0000	100.0000		
(C)	Shares held by Custodians and against which Depository Receipts have been issued							
1	Promoter and Promoter Group	0	0	0		0.0000		
2	Public	0	0	0		0.0000		
	Sub-Total (C)	0	0	0		0.0000	0	
	GRAND TOTAL (A)+(B)+(C)	552	20247500	20203715		100.0000	0	0.0000





DALMIA INDUSTRIAL DEVELOPMENT LTD

Quarter ended: 30/06/2015

(D)(b) Statement showing holding of securities (including shares, warrants, convertible securities) of persons belonging to the category "Promoter and Promoter Group"

Sr. No.	Name of the shareholder	Details of Shares held		Encumbered shares (*)			Details of warrants		Details of convertible securities		Total shares (including underlying shares assuming full conversion of warrants and convertible securities) as a % of diluted share capital
		Number of shares held	As a % of grand total (A) +(B) +(C)	No.	As a percentage	As a % of grand total (A)+(B)+(C) of sub-clause (I)(a)	Number of warrants held	As a % total number of warrants of the same class	Number of convertible securities held	As a % total number of convertible securities of the same class	
(i)	(ii)	(iii)	(iv)	(v)	(vi)=(v)/(iii)*100	(vii)	(viii)	(ix)	(x)	(xi)	(xii)
1	PRADEEP KUM	39500	0.1951	0	0.0000	0.0000	0	0	0	0	0.1951
2	VIKASH CHOW	22550	0.1114	0	0.0000	0.0000	0	0	0	0	0.1114
3	SARIKA CHOW	22300	0.1101	0	0.0000	0.0000	0	0	0	0	0.1101
4	MANJU DEVI I	17675	0.0873	0	0.0000	0.0000	0	0	0	0	0.0873
5	SWETA CHOW	12300	0.0607	0	0.0000	0.0000	0	0	0	0	0.0607
6	VINEET CHOW	12300	0.0607	0	0.0000	0.0000	0	0	0	0	0.0607
7	RAJESH KUMA	12300	0.0607	0	0.0000	0.0000	0	0	0	0	0.0607
8	SAROJ AGARW	12250	0.0605	0	0.0000	0.0000	0	0	0	0	0.0605
9	NEHA KUMAR	12250	0.0605	0	0.0000	0.0000	0	0	0	0	0.0605
10	RAJESH KUMA	12200	0.0603	0	0.0000	0.0000	0	0	0	0	0.0603
11	RAM KRISHNA	10350	0.0511	0	0.0000	0.0000	0	0	0	0	0.0511
	TOTAL	185975	0.9185	0	0.0000	0.0000	0	0	0	0	0.9184

(*) The term "encumbrance" has the same meaning as assigned to it in regulation 28(3) of the SAST Regulations, 2011



DALMIA INDUSTRIAL DEVELOPMENT LTD

Quarter ended: 30/06/2015

(D)(c)(i) Statement showing holding of securities (including shares, warrants, convertible securities) of persons belonging to the category "Public" and holding more than 1% of the total number of shares

Sr. No.	Name of the shareholder	Number of shares held	Shares as a percentage of total number of shares {i.e., Grand Total (A)+(B)+(C) indicated in Statement at para (I)(a) above}	Details of warrants		Details of convertible securities		Total shares (including underlying shares assuming full conversion of warrants and convertible securities) as a % of diluted share capital
				Number of warrants held	As a % total number of warrants of the same class	Number of convertible securities held	% w.r.t total number of convertible securities of the same class	
1	EVERGROWING IRON A	3000000	14.8166	0	0	0	0	14.8166
2	PANTHER COMMOTRAI	1750000	8.6430	0	0	0	0	8.643
3	TRIPURARI DEALTRAD	1500000	7.4083	0	0	0	0	7.4083
4	LINK VINCOM PRIVATE	1500000	7.4083	0	0	0	0	7.4083
5	KHERAPATI VINIMAY P	1500000	7.4083	0	0	0	0	7.4083
6	KEJRIWAL DEALERS PR	1250000	6.1736	0	0	0	0	6.1736
7	RIDDHI SIDDHI INVEST	1250000	6.1736	0	0	0	0	6.1736
8	N B DEALERS PRIVATE	1100000	5.4328	0	0	0	0	5.4328
9	MATARANI REALESTAT	1000000	4.9389	0	0	0	0	4.9389
10	VEDIK PROMOTERS PRI	1000000	4.9389	0	0	0	0	4.9389
11	PANCHRATAN ENCLAV	975000	4.8154	0	0	0	0	4.8154
12	GURUKUL ENCLAVE PR	800000	3.9511	0	0	0	0	3.9511
13	AARTI SINGAL	300000	1.4817	0	0	0	0	1.4817



DALMIA INDUSTRIAL DEVELOPMENT LTD

Quarter ended: 30/06/2015

(D)(d) Statement showing details of locked-in shares

Sr. No.	Name of the shareholder	Number of locked-in shares	Locked-in shares as a percentage of total number of shares {i.e., Grand Total (A)+(B)+(C) indicated in Statement at para (D)(a) above}	Promoter/Promoter Group/ Public
1	EVERGROWING IRON AND FINVEST LTD.	3000000	14.8166	Public
2	PANTHER COMMOTRADE PRIVATE LIMITED	1750000	8.6430	Public
3	TRIPURARI DEALTRADE PRIVATE LIMITED	1500000	7.4083	Public
4	KHERAPATI VINIMAY PRIVATE LIMITED	1500000	7.4083	Public
5	LINK VINCOM PRIVATE LIMITED	1500000	7.4083	Public
6	KEJRIWAL DEALERS PRIVATE LIMITED	1250000	6.1736	Public
7	RIDDHI SIDDHI INVESTMENT CONSULTANTS PVT	1250000	6.1736	Public
8	N B DEALERS PRIVATE LIMITED	1100000	5.4328	Public
9	MATARANI REALESTATE PRIVATE LIMITED	1000000	4.9389	Public
10	VEDIK PROMOTERS PRIVATE LIMITED	1000000	4.9389	Public
11	PANCHRATAN ENCLAVE PRIVATE LIMITED	975000	4.8154	Public
12	GURUKUL ENCLAVE PRIVATE LIMITED	800000	3.9511	Public
13	ANIKET SINGAL	300000	1.4817	Public
14	AARTI SINGAL	300000	1.4817	Public
15	SANJAY SINGAL	300000	1.4817	Public
16	SANJAY SINGAL	300000	1.4817	Public
17	PRADEEP PATODIA	100000	0.4939	Public
18	YASWANT KUMAR SINGHEE	100000	0.4939	Public
19	BASANT KUMAR SINGHEE	100000	0.4939	Public
20	BALKISHAN PATODIA	100000	0.4939	Public
21	MADHU LATA KANKANI	100000	0.4939	Public
22	AVINASH KANKANI	100000	0.4939	Public
23	PRIYANKA KANKANI	100000	0.4939	Public
24	KRUTI KANKANI	100000	0.4939	Public
25	UMESH KANKANI	100000	0.4939	Public
26	PREMLATA PATODIA	100000	0.4939	Public
27	MUKUL SINGHEE	100000	0.4939	Public
28	PIYUSH SINGHEE	100000	0.4939	Public


 Unkesh Choudhary

29	GHANSHYAM DAS KANKANI	10000	0.4939	Public
30	PARESHBHAI JAYSUKHLAL SHAH	80000	0.3951	Public
31	MASTER ROHAN ANANT SAWALKA	70000	0.3457	Public
32	ARUN KUMAR SAWALKA	70000	0.3457	Public
33	MANJU SAWALKA	70000	0.3457	Public
34	RAM KARAN GUPTA	50000	0.2469	Public
35	PRANAV LATA	50000	0.2469	Public
36	STUTI LATA	50000	0.2469	Public
37	HANSABEN JAYSUKHLAL SHAH	40000	0.1976	Public
38	JAYSUKHLAL MANSUKHLAL SHAH	40000	0.1976	Public
39	PANKIL JAYSUKHLAL SHAH	40000	0.1976	Public
40	JYOTI MUNDRA	30000	0.1482	Public
41	NIDHI GUPTA	30000	0.1482	Public
42	DEEPAK GUPTA	30000	0.1482	Public
43	DILIP KUMAR JAY KUMAR HUF	25000	0.1235	Public
44	SANJAY KUMAR UTSAV KUMAR HUF	25000	0.1235	Public
45	RAJIV KUMAR SEKSARIA	25000	0.1235	Public
46	DINESH KUMAR SEKSARIA	25000	0.1235	Public
47	DINESH KUMAR SEKSARIA	25000	0.1235	Public
TOTAL		19900000	98.2837	




DALMIA INDUSTRIAL DEVELOPMENT LTD

Quarter ended: 30/06/2015

(II)(a) Statement showing details of Depository Receipts (DRs)

Sr. No.	Type of outstanding DR (ADRs, GDRs, SDRs, etc.)	Number of outstanding DRs	Number of shares underlying outstanding DRs	Shares underlying outstanding DRs as a percentage of total number of shares {i.e., Grand Total (A)+(B)+(C) indicated in Statement at para (I)(a) above}
1				0.0000
2				0.0000
3				0.0000
4				0.0000
5				0.0000
6				0.0000
7				0.0000
8				0.0000
9				0.0000
TOTAL		0	0	0.0000




DALMIA INDUSTRIAL DEVELOPMENT LTD

Quarter ended: 30/06/2015

PHYSICAL / NSDL / CDSL Summary Report

	Holders	Shares	%age
Physical	428	43785	0.2162
NSDL	82	15898980	78.5232
CDSL	42	4304735	21.2606
Total	552	20247500	100.0000



DALMIA INDUSTRIAL DEVELOPMENT LTD

Quarter ended: 30/06/2015

Annexure I to Clause 41

<u>18. PUBLIC SHAREHOLDING</u>	
- NO.OF SHARES	20061525
%AGE OF SHAREHOLDING	99.0815
<u>19. PROMOTERS AND PROMOTER GROUP SHAREHOLDING</u>	
<u>a) PLEDGED / ENCUMBERED</u>	
- NO.OF SHARES	Nil
%AGE OF SHARES (as a % of the total shareholders of promoter and promoter group)	Nil
%AGE OF SHARES (as a % of the total share capital of the company)	Nil
<u>b) NON ENCUMBERED</u>	
- NO.OF SHARES	185975
%AGE OF SHAREHOLDING (as a % of the total shareholders of promoter and promoter group)	100
%AGE OF SHARES (as a % of the total share capital of the company)	0.9185

Vivek Chandra
